



Clearline
IMPROVING YOUR COMFORT ZONE

SPECIALIST SEATING HANDBOOK



01722 410387

sales@clearline-uk.com

www.clearline-uk.com

CONTENTS

About Clearline	Pages 3-4
Riser Recliners	Pages 5-10
Portable Riser Recliners	Pages 11-12
Hoist-in Chairs	Pages 13-22
Paediatric Chairs	Pages 23-28
Bariatric	Pages 29-34
Bespoke	Pages 35-36
Notes	Pages 37-39



Accro Clearline are leading providers of ultra comfortable and affordable Specialist Seating and Wheelchair Solutions to the Health and Residential Care sectors, across the South of the UK.

This could be for clients with limited mobility due to disability, old-age (frailty) or rehabilitation and includes Paediatrics, Adults, Frail/Elderly and Bariatrics.

Coupled with our extensive experience and comprehensive product range, we carry out thorough on-site assessments with clinicians, to establish the specific needs of each of our clients. We provide either standard, semi-bespoke (modular chairs with accessories – from stock) or highly bespoke Specialist Seating & Wheelchairs.

Our product offering also includes a vast range of other Healthcare Equipment, including: Positioning Cushions | Tilting Mattresses | Toilet Lifts | SnugSafe Beds | Pressure Relieving Mattresses and Cushions | Bathroom Equipment | Care Home Furniture and much more... In our quest to provide ongoing unparalleled support and innovation, we offer an exceptionally reasonable rental scheme for those with funding delays, fixed budgets or requiring a short-term/urgent rehabilitation need. Accro Clearline prides itself on our outstanding customer service and commitment to go the extra mile to deliver the best outcome for our clients. We are committed to unswerving honesty, integrity and upholding a culture of care, whilst offering a wealth of knowledge and experience resulting from many years in the healthcare sector.

We are passionate about what we consider to be the “Big Six” considerations when offering our products:

1. Pressure Relief (in more ways than one!)
2. Postural Support
3. Comfort
4. Improved Functioning
5. Ease of Use for ALL Users
6. Unrivalled Value-for-Money

THE CLEARLINE TEAM



Nick

Ann

Colin


Victoria



Colin

Managing director

“Working alongside a variety of healthcare professionals, including Occupational Therapists, Physiotherapists, Tissue Viability Nurses, Nursing Home Managers, and Postural Management Consultants for several years, we at Accro Clearline, are constantly developing our product offering to accommodate our customers’ postural and pressure relief challenges.”



ASTRO ADJUSTA

Ideal for Multiple Users/Recycling - Highly Adjustable and Modular!


The Astro Adjusta (single or dual motor) tilt-in-space, is our entry-level riser recliner care chair for users with milder disabilities – ambulant/semi-ambulant.



MADE IN BRITAIN

The Astro Adjusta has waterproof fabrics on the outer surfaces and vapour permeable fabrics on the contact surfaces, providing pressure relief and comfort - with durability.

A variety of backrest cushion sets and pressure relief seat cushions are available and easily replaced/upgraded. All the surfaces behind the cushions are quickly accessible and easily cleaned.



ASTRO ADJUSTA




- British made
- Single/dual motor tilt-in-space and rise
- Various backrest cushion options available (Waterfall backrest as standard)
- Ideal for use with most stand-aid hoists (Sara Stedy | Ross Return | Freeway etc)
- Medium (upgradeable) pressure relief seat cushion as standard
- Wipe down, breathable fabrics
- Available in Navy/Black or Brown/Black
- 25 stone/160 kg weight capacity
- 10 day delivery

Sizes Available

Seat height: 16" - 19" | Seat width: 18" - 23"

Seat depth: 18" - 22" | Back height: 27" or 30"




ASTRO CHILMARK

Ideal for Multiple Users/Recycling - Highly Adjustable and Modular!



MADE IN BRITAIN

This highly adjustable, British made chair is available as a dual motor tilt-in-space riser recliner and accommodates most general or early-stage conditions. It is supplied with a medium to high risk replaceable pressure relief cushion and offers super comfort as well as a range of backrest options for a variety of postural support requirements.



ASTRO CHILMARK



- British made
- Ideal for use with variety of stand-aids
- Substantial tilt with high legrest elevation
- Range of postural support accessories
- Tilt-in-space & rise-to-stand | separate back angle recline
- Silver wipe-down fabric with grey breathable vapour fabric permeable to inner
- Adjustable to various sizes
- 25 stone weight capacity
- 10 day delivery

Size Adjustments

Seat height: 16" - 20" | Seat width: 18" - 22"

Seat depth: 16" - 20" | Back height: 28"/29"

Armrest Height: 7"




ASTRO CHILMARK SELECT

Ideal for Multiple Users/Recycling - Highly Adjustable and Modular!



MADE IN BRITAIN

This dual or multi-action, highly versatile rise and recline chair will support most general and early stage conditions whilst also providing the same excellent postural support and pressure relief found in all our neurological chairs. The Chilmark Select is extremely adjustable and provides a number of options to enable regular repositioning of a client's posture to redistribute pressure and support pressure care management.



ASTRO CHILMARK SELECT



- British made
- Choice of backrest support cushions for postural support
- Dual tilt-in-space or multi-function (Separated tilt | Legrest | Back recline | Rise-to-stand | Flat lift)
- Variable angle lift (Immediate tilt forwards | medium lift | high lift)
- 25 stone weight capacity
- Replaceable pressure relief seat cushion
- Can be used with various stand-aids
- High legrest elevation
- Wipe down, breathable fabrics
- Easily adjustable to meet a variety of size requirements (see sizing availability below)

Size Adjustments

Seat height: 16" - 22" | Seat width: 16" - 22"

Seat depth: 16" - 22" | Back height: 26", 28", 30" or 32"

Armrest Height: 6" - 8"



ASTRO HINDON SELECT

An ideal solution for those with progressive neurological illnesses, this chair can be used for maximum independence to start with, with the option of being used as a hoist-in chair at a later stage.



MADE IN BRITAIN

The Astro Hindon Select is a mobile Rise and Recline chair providing users with a “best of both worlds” specialist seating solution. Designed as a “future-proof” specialist chair, it can be used either as a static riser recliner chair, or as a mobile riser recliner, with robust 4” castors.

Its revolutionary design allows the seat dimensions (width and depth) to easily be adjusted to either accommodate the possible changes to the users seat width, or to be adjusted to the dimensions of multiple users.



ASTRO HINDON SELECT




- British made
- Four braked castors
- 25 stone weight capacity
- Portable, high functioning riser recliner
- Available in dual motor tilt-in-space or multi function versions to accommodate most needs.
- Easy to use & fully adjustable
- Wipe down, breathable fabric
- Tilt-in-space | Lift to stand
- Easily adjustable to meet a variety of size requirements (see sizing availability below)

Size Adjustments

Seat height: 19" - 22" | Seat width: 16" - 22"

Seat depth: 16" - 22" | Armrest Height: 7" - 10"




ASTRO PORTA

The Astro Porta has been designed and developed to be one of the most affordable care chairs on the market today, without compromising on quality. What's more, it is ultra-simple for carers to use and is easy to manoeuvre.



MADE IN BRITAIN

It offers an excellent seating solution and provides exceptional comfort for users with a wide variety of needs. The Astro Porta is a manual, tilt-in-space chair with built-in pressure relief, legrest elevation and an optional adjustable footplate. This chair meets the needs of 85% of nursing/care home residents and many community users.



ASTRO PORTA




- British made
- Medium - very high risk (replaceable) seat cushions
- Tilt-in-space | Legrest elevation
- Wipe down, breathable fabric
- Optional, adjustable footplate
- Manual functioning
- 20 stone weight capacity
- Built in pressure relief
- Four braked castors

Sizes Available

Small: 16" Seat Width

Medium: 18" Seat Width

Large: 20" Seat Width



ASTRO DINTON

The Astro Dinton is an ideal chair for Nursing/Care home and Loan Stores as it is multiple user friendly due to it's advanced level of adjustability. We deem it as the best value-for-money Specialist Chair that meets most needs.



MADE IN BRITAIN

The Astro Dinton delivers incredible comfort with enhanced functionality, whilst offering a large range of support adjustments. It comes as a manual, motorised or part-motorised functioning chair with tilt-in-space, legrest elevation, and back angle recline.



ASTRO DINTON



- British made | Available from stock!
- Removable armrests to enable side transfers
- Manual, motorised or part-motorised versions available
- Seat width and depth adjustable
- Extra thoracic supports - optional
- Medium | High | Very high pressure relief options
- Height adjustable push handle (optional)
- Negative angle legrest achievable
- Adjustable footplate - removable or flip up
- 4" castors - 2 locking

Size Adjustments

Seat depth: 17" - 21" | Seat width: 16" - 20"

Back height: 26" - 32" | Armrest Height: 8"




ASTRO LONGFORD

The Astro Longford boasts unparalleled comfort and adjustability for a chair in this class. It has been designed and developed to be among the most cost effective and adaptive care chairs on the market today. It offers an excellent seating solution to most care situations and is highly re-cyclable and multi-user friendly.



MADE IN BRITAIN

The standard features of this truly remarkable chair are:
Tilt-in-space | Back angle adjustment | Legrest elevation | Seat height, width and depth adjustable | Replaceable seat cushions | Variety of backrest cushions | Armrest height adjustment | Height and angle adjustable footplate | Unrivalled comfort



ASTRO LONGFORD



- British made
- Medium to very high risk seat cushions (replaceable)
- Manual, motorised or part motorised versions available
- Optional range of padded safety belts and sternum harnesses
- Wipe down, breathable fabric
- Tilt-in-space function
- Separate legrest elevation optional
- Four braked castors
- Highly adjustable and re-usable
- 20 or 25 stone weight capacity

Size Adjustments

Seat depth: 16" - 22" | Seat width: 16" - 22"

Seat height: 15" - 25" | Back height: 28", 30" or 32"

Armrest Height: 8" - 10"



TRICHAIR THREE

Tri-Chair Three is a highly adjustable seating system providing exceptional postural support and pressure care management



Tri-Chair Three can be configured in terms of seat height, width and depth, arm and back height, as well as incorporating tilt-in-space, independent back angle recline and legrest elevation creating the ultimate in comfort and support. Correct sizing and precise articulation of the seat, back and legrest, stabilises the pelvis without compromise and distributes body weight to effectively manage pressure hotspots.



TRICHAIR THREE




- Tilt-in-space
- Independent back recline
- Elevating, articulating legrest
- Flip-up footplate & removable arms
- Fully adjustable
- Adjustable split-wing head rest
- Pressure care as standard
- Waterfall backrest with lateral support
- 10cm directional lock castors
- Ergonomically positioned push handle

Size Adjustments

Seat depth: 18" - 22" | Seat width: 12" - 20"

Seat height: 14" - 19" | Armrest Height: 3" - 10"

Back height: 22" - 37"



ASTRO ANSTY


The Astro Ansty offers a multi-adjustable manual backrest and seating support, which is specially designed to stabilise, support and where possible, realign spinal asymmetries.



MADE IN BRITAIN

The backrest can be quickly and easily adjusted in height, depth, angle, offset and rotation to provide an adaptable “mould” to support numerous postural challenges.

The Astro Ansty comes as a manual or motorised functioning chair with tilt-in-space, legrest elevation, and back angle adjustment as standard.



ASTRO ANSTY




- British made
- Meets highly complex & severe postural support requirements
- Multi-adjustable & easy to use
- Increased comfort compared to foam carved chairs
- Manual, motorised and part motorised versions available
- Tilt in space & separate legrest elevation
- Range of footplates available
- 20 stone weight capacity
- Four braked castors
- Adjustable seat base

Size Adjustments

Seat depth: 16" - 22" | Seat width: 16" - 22"

Seat height: 15" - 25" | Armrest Height: 7" - 10"

Back height: 28" - 32"




SNOOZA CHAIRS & ACCESSORIES

The all-foam Snooza Chair has been designed with many users in mind. It's planar angles use gravity to keep the occupant safe whilst maintaining a high degree of postural stability. The soft and close supports assist with relaxation and a feeling of security and the high armrests assist with improved breathing.



HUGE RANGE OF ADDITIONAL ACCESSORIES

- Padded tray
- Abductor pommel
- Extra Base Wedges
- Mobile Base
- Side Infill Pads
- Legrest
- Backrest Infill Pads
- And a range of Headrest options.



SNOOZA CHAIRS & ACCESSORIES



- Carry handles and lightweight design make transportation easy
- Large storage pockets on each side
- Medical grade vinyl cover, making it easy to wipe down
- Centre comfort wrap is removable and washable
- Available in 4 colours: Pink | Blue | Green | Orange
- Comes with 1x wedge for angle adjustment and 1x padded hip belt as standard

Size 1: Back Height: 58cm | Seat Depth: 24cm | Hip Width: 23cm

Size 2: Back Height: 68cm | Seat Depth: 31cm | Hip Width: 27cm

Size 3: Back Height: 71cm | Seat Depth: 39cm | Hip Width: 32cm

Size 4: Back Height: 80cm | Seat Depth: 44cm | Hip Width: 33cm





ASTRO INFANT/KINDER LONGFORD


The Astro Longford comes in both Infant & Kinder options and boasts incredible comfort/adjustability. This chair has been designed to be the most cost effective and adaptive Paediatric Care Chair on the market today.



MADE IN BRITAIN

The Astro Infant/Kinder Longford comes as a manual or electric functioning chair with tilt-in-space, legrest elevation, and back angle recline as standard.

It has multi-directional braked castors for full mobility and offers the unique functions of adjustable seat depth, width and height. This versatile chair is fully customisable and available in a variety of fabric and colour options.



ASTRO INFANT/KINDER LONGFORD



- British made
- Available as manual or motorised
- Tilt-in-space | Legrest elevation | Back angle recline
- Wing and rear handles for increased portability
- Upgradable pressure relief cushion
- Multi-directional braked castors for full mobility
- Adjustable seat depth, width and height
- Available in a variety of fabric and colour options.

Size Adjustments

Seat depth: 9" - 19" | Seat width: 8" - 16"

Adjustable Seat to Floor Height

Adjustable Arm to Seat Height



ASTRO INFANT/KINDER ANSTY

The Astro Ansty comes in both Infant & Kinder options and offers a multi adjustable, manual backrest support, specially designed to stabilize and, where possible, realign spinal asymmetries.



MADE IN BRITAIN

The backrest can be quickly and easily adjusted in height, depth, angle, offset and rotation to provide an adaptable “mould” to support numerous postural challenges.

The Astro Infant/Kinder Ansty comes as a manual or electric functioning chair with tilt-in-space, legrest elevation, and back angle recline as standard.



ASTRO INFANT/KINDER ANSTY




- British made
- Meets highly complex & severe postural support requirements
- Multi-adjustable & easy to use
- Increased comfort compared to foam carved chairs
- Manual, motorised and part motorised versions available
- Tilt in space & separate legrest elevation
- 20 stone weight capacity
- Four braked castors
- Adjustable seat base

Size Adjustments

Seat depth: 12" - 20" | Seat width: 12" - 18"

Seat height: 19" - 22" | Armrest Height: 4" - 6"




ASTRO BARI BASIC

The Astro Bari Basic Dual Motor Riser Recliner features an extra wide seat of 72cm (28") and supports users up to 200kg (31.5st), providing a seating solution for people with larger physiques to relax in comfort.



It's dual motor and 3-way mechanism enables the legrest and backrest to be operated independently, providing countless recline positions.

It is upholstered in Anti-Microbial PVC, for increased hygiene, and is Crib 5 fire safety compliant, making the chair ideal for use in multi-user care environments.




ASTRO BARI BASIC



- Smart Function handset enables the chair to return to standard sitting position at the touch of a button.
- Waterfall and ergonomically contoured backrest cushions
- 2 convenient side pockets for easy storage
- Safety key provides a motion lockout to prevent unintended movement
- In-built battery operated reset function allows the chair to move to any position in the event of a power cut, for one time max
- Quiet motors provide a smooth and discreet operation
- Available in black or cedar brown

Size

Seat Height: 18.9" | Seat Width: 28.3" | Seat Depth: 21.3"



ASTRO ARDEN MULTI-FUNCTION

The Arden Multi-Function comes with unique four motor technology which enables the user to combine independent tilt-in-space movement with independent backrest recline, independent legrest and rise movements for maximum pressure and posture management options.




MADE IN BRITAIN

It offers clients and carers unique movement options that support good posture, pressure management and independent living.

The four-motor mechanism is ideal for:

- Users who are unable to independently shift their weight either in a reclined or seated position.
- Users with poor skin integrity where there is a high risk of skin breakdown.
- Users with complex needs that require carer support to change position without putting their own health at risk whilst carrying out positional changes.



ASTRO ARDEN MULTI-FUNCTION



- British made
- Independent tilt-in-space, backrest recline, legrest and rise.
- 50 stone overall and 25 stone legrest capacity.
- Waterfall and ergonomically contoured backrest cushions
- Choice of 4 detachable headrests
- Available in a range of colours

Sizes Available

Seat depth: 18" - 20" | Seat width: 24" - 30"

Seat height: 16" - 20" | Armrest Height: 8"

Back height: 26" - 30"



ASTRO LONGFORD BARI

The Astro Longford Bari is a hoist-in chair that has been designed specifically to provide bariatric users with a modern, sturdy and attractive seating solution.



MADE IN BRITAIN

Manufactured in Britain to the highest standards of design, the Astro Longford Bari offers users variable backrest and pressure relief options.

It has multi action, tilt-in-space, backrest recline, legrest elevation and doubles as a pressure relief and comfortable day chair, redistributing body weight over a larger surface area to minimise stress on pressure points.



ASTRO LONGFORD BARI




- British made
- 40 stone weight capacity
- Motorised with rechargeable battery
- Range of additional accessories available
- Wing handles for increased portability
- Adjustable and removable footplate
- Available in a range of colours

Size Adjustments

Seat depth: 16-22" | Seat width: 24" - 32"

Seat height: 19" - 22" | Armrest Height: 7" - 10"



ASTRO BESPOKE CHAIRS

Here at Clearline, we are committed to providing the best seating solutions for our customers. Sometimes this means providing chairs with bespoke features such as lift up armrests, custom colours, added functionality, split legrest, adapted footplates, removable pommels etc.



The sky is the limit when ordering from Clearline so give us a call to discuss your bespoke request.

Bespoke

ASTRO BESPOKE CHAIRS




NOTES

A series of horizontal dotted lines for writing notes, with a large, faint watermark graphic in the center. The watermark consists of a light blue arrow pointing left and a light green arrow pointing right, both overlapping a large, light green checkmark.

NOTES

A series of horizontal dotted lines for writing notes.



NOTES

A series of horizontal dotted lines for writing notes, with a large, faint watermark graphic in the center. The watermark consists of a light blue arrow pointing left and a light green arrow pointing right, both overlapping each other.



BOOK A SEATING ASSESSMENT

Visit our website or call us on 01722 410387 to book your free, on-site seating assessment. We will first ask you a series of simple questions to determine which chairs will suit the users needs. We will then send you a rough price guide for the selected chairs*. If you are happy with the price guide, we will organise a date for the face-to-face assessment.

*prices may differ after assessment, dependent on level of additional accessories required

WE ALSO PROVIDE

- Wheelchairs
- Mattress Systems (Foam, Alternating Air & Tilting)
- Cushion Systems (Foam, & Alternating Air)
- Hoists & Stand-Aids
- Slings
- Beds & Accessories
- Furniture & Tables
- Fall Protection
- Positioning Cushions
- Bathroom Equipment
- Evacuation Equipment

SCAN ME



Visit the website at www.clearline-uk.com to view the full range.



@AccroClearline



01722 410387

sales@clearline-uk.com

www.clearline-uk.com